

Installation Instructions

Cable Adapter, 32611101, GOLD SD

1. General

The cable adapter, 32611101, is used for connecting together a supply air handling unit and an extract air handling unit that are controlled by common control unit installed in one of the air handling units. "IQnomic" can be read on the identification plate of the air handling unit with control unit.

2. Installation

One cable adapter is fitted inside the electrical equipment cubicle of the GOLD air handling unit without control unit and one unmounted cable adapter is supplied inside the unit.

The unmounted adapter must be fitted in the same way inside the electrical equipment cubicle of the GOLD air handling unit with control unit. See Fig. 1. Connect the bus cable (Part No. 32249801), included in the supply, between the bus contact on the control unit and the cable adapter.

Connect the cable between the supply air and the extract air handling units from terminal to terminal, i.e. from Terminal No. 1 in the supply air handling unit to Terminal No. 1 in the extract air handling unit. See Fig. 2. Use one of the holes in the oval rubber-covered cable glands on the inspection sides of the air handling unit, for leading the cable into the control unit.

The cable between air handling units is not included in the supply.

A twisted-pair cable is recommended. Use one twisted-pair cable for 24 V and another twisted-pair cable for bus communication.

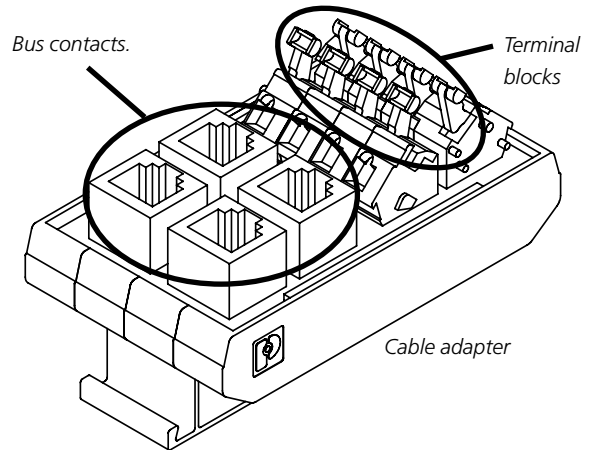


Fig. 2

Terminals – Cable adapter, supply air handling unit

Terminals – Cable adapter from extract air handling unit

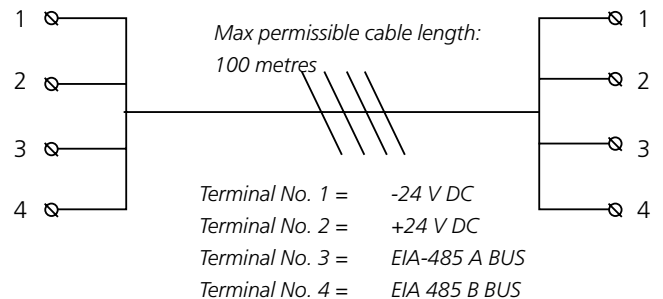
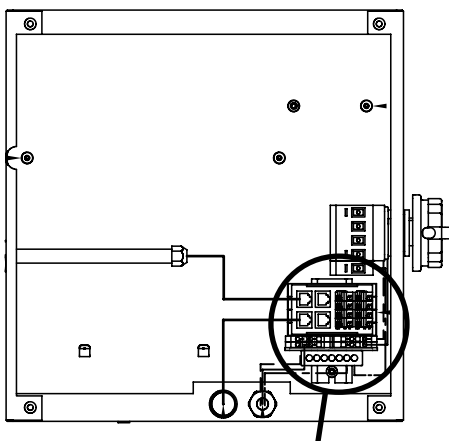


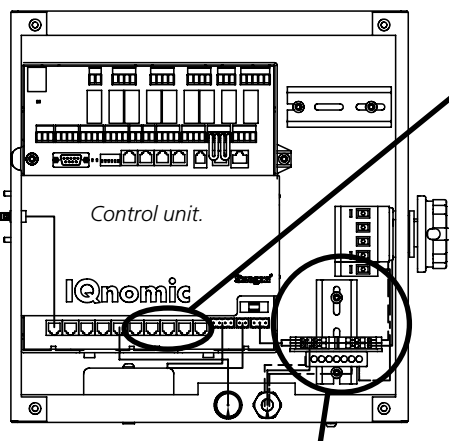
Fig. 1

Electrical equipment cubicle in GOLD air handling unit without control unit



The cable adapter is fitted.

Electrical equipment cubicle in GOLD air handling unit with control unit



The cable adapter is not fitted. Install the cable adapter, supplied inside the GOLD air handling unit without control unit, in a similar manner in this electrical equipment cubicle.