

Swegon Home Solutions

CASA[®] R15 Comfort



VENTILATION UNIT WITH ROTARY HEAT EXCHANGER

Designed for detached houses, apartment blocks, nurseries, offices, shops, etc. The maximum air flow of the unit is 475 l/s with a temperature efficiency for the heat exchanger of up to 86%. Suitable for both new builds, renovation as well as radon sanitation projects.



User-friendly functions

Swegon CASA Comfort is simple and easy-to-use. The technology ensures energy-efficient ventilation and that the indoor air is always healthy for both the building and its residents.



BOOST

High air flow. Used when the ventilation requirement increases, e.g. for cooking, taking a sauna, showering and drying laundry.



ACTIVE

Increased air flow. Can be used when more people than usual are in the building or to cool on hot days.



HOME

Normal air flow. Guarantees that there is sufficient fresh indoor air in the building, and that the building structure is at its best.



AWAY

Low air flow. Minimizes energy use when there is decreased need for ventilation inside the apartment.



TRAVELING

Very low air flow. Used when the apartment is empty for a long period of time.



FIREPLACE FUNCTION

Fireplace function helps to produce compensation air for easy setup and clear burning for fires in your fireplace.



COOKER HOOD FUNCTION

Balances ventilation during the use of kitchen hood. Helps to prevent too much under pressure being created and enhances the odor catching capability of the cooker hood.

COMFORT CONTROL PANEL

The easy-to-use control panel facilitates the setting the ventilation in your home, adapted to different situations. You can switch to an appropriate operating mode via the control panel, as required, or supplement it with a timer (accessory), which switches at predefined times. A number of functions and operating modes are optional.





- › Airflow range 100-475 l/s
- › Heat exchanger temperature efficiency: up to 86% (EN308)
- › Cooling and heat recovery
- › Energy efficient fans with a low noise level
- › Quick installation and adjustment
- › Minimal installation dimensions
- › Electric or water coils for reheating as an option
- › Control system CASA Comfort
- › Control via separate control panel

Swegon CASA R15 Comfort

HEAT RECOVERY

The rotary heat exchanger in CASA R15 is manufactured with aluminium fins and provides a high degree of efficiency, up to 86%. The fins on the heat exchanger form a large number of ducts where thermal energy from the indoor air is utilised to heat the cold outside air taken into the building. There is only a very small risk that odours and moisture will be returned to the indoor air despite the same surfaces being in contact with both the extract air and the supply air.

COMFORT COILS

Usually the recovered thermal energy from the extract air is sufficient to heat the supply air. In cold conditions, reheating coils can be used to maintain a comfortable indoor climate. Both electrical and waterborne reheating coils are available as duct installed accessories. Waterborne coils can also be used for comfort cooling.

UNITS FOR HEATING AND COOLING

The unit can be equipped with separate units for heating and cooling for increased comfort or at very low outdoor temperatures. The waterborne units connect to the main heating system in the residence and are controlled directly from the Comfort panel.

FANS

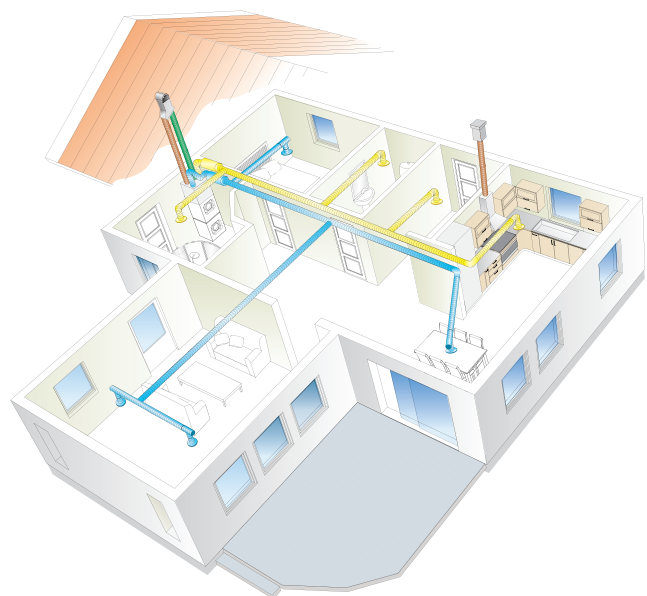
CASA R15 uses energy efficient, EC type fan motors whose power consumption is substantially lower than that of traditional fan motors. The advantage of the EC fans is that their speed is variably controllable and where efficiency is high even when operated at lower speeds. The power and control cables on the fans are fitted with quick connectors to facilitate service work.

SUMMER OPERATION

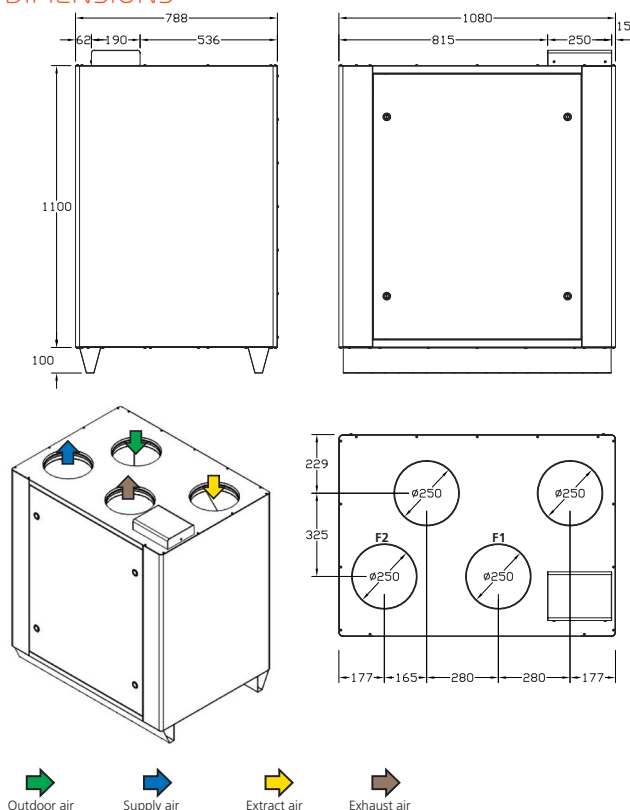
CASA R15's intelligent summer mode helps to maintain the building's indoor air comfort even during hot summer days. Very economical comfort coolness can be produced almost free of charge by utilising the difference in indoor and outdoor temperatures and the heat exchanger intelligently. The heat exchanger takes care of the cool indoor air during hot summer days and cools the incoming outdoor air. This is managed by an advanced automatic system that can be set as required.

INSTALLATION

CASA R15 is ideally installed on a firm foundation in a separate space in the attic, storage area, laundry room, service entrance or the like.



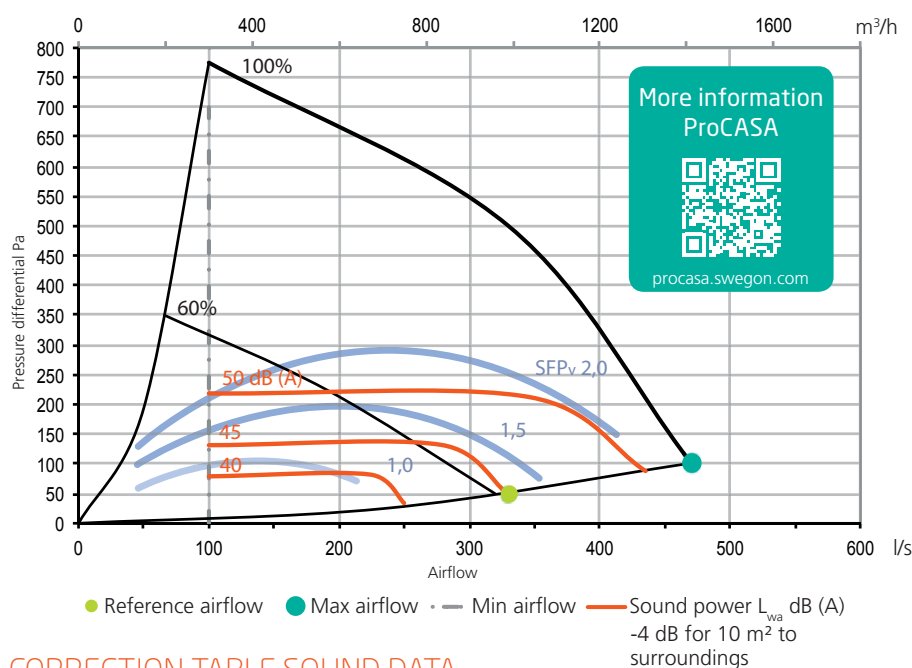
DIMENSIONS



TECHNICAL DATA

CASA R15	
Connection	230 V, 50 Hz. 4.5 A
Fans	1000 W
Electric reheater	900/2100 W Duct placed
Water-based heating coil	Duct mounted available
Water-based cooling coil	Duct mounted available
Total output	1026 W
Fuse protection	10 A
Weight	173 kg
Ducts	Ø 250 mm
Condensate connection	—

AIR VOLUMES (EN 13141-7)



CORRECTION TABLE SOUND DATA

Sound to surroundings	Sound power level L_w (dB), table K_{ok}							
	63 Hz	125 Hz	250 Hz	500 Hz	1000 Hz	2000 Hz	4000 Hz	8000 Hz
	11	11	7	-6	-14	-27	-32	-35

More detailed sound data for surroundings and ducts according to set values is available in ProCASA.