



**Collegare GOLD a  
Swegon INSIDE Cloud**



# Quali unità sono **INSIDE Ready**?

## **Unità GOLD prodotte la settimana 22, 2023 o successive**

- Versione software 2.41 o successiva
- Certificato installato in produzione su unità prodotte a partire dalla settimana 22, 2023

## **Funzionalità di retrofit**

- Versione software 2.42 o successiva
- Versione GOLD E / F

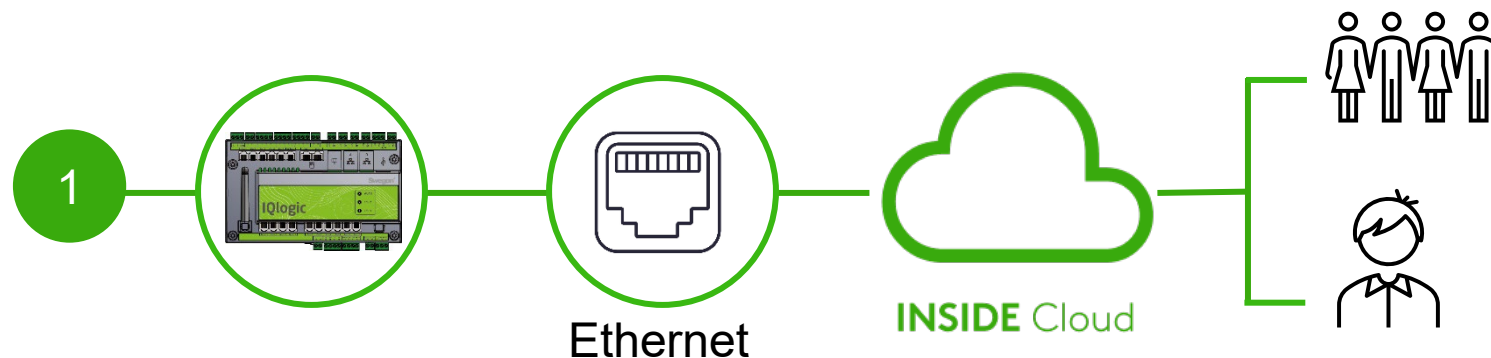


**Come collegare le unità GOLD**

# Andare online con GOLD

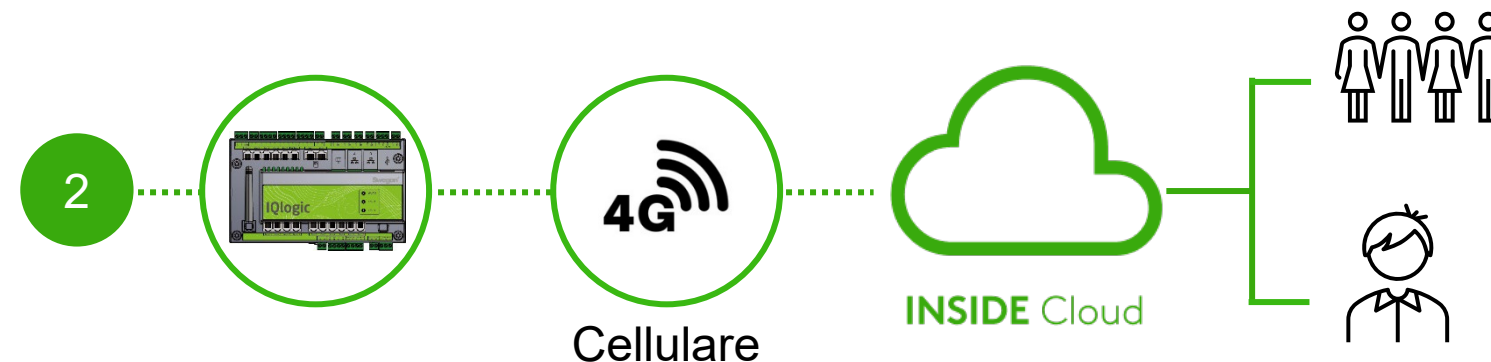
## 1. Connessione Ethernet

Collegare un'estremità del cavo di rete alla rete esistente della struttura e l'altra estremità del cavo all'UTA (IQLogic).



## 2. Connessione cellulare

Utilizzare un router 4G con scheda SIM, appositamente sviluppato per questo scopo.


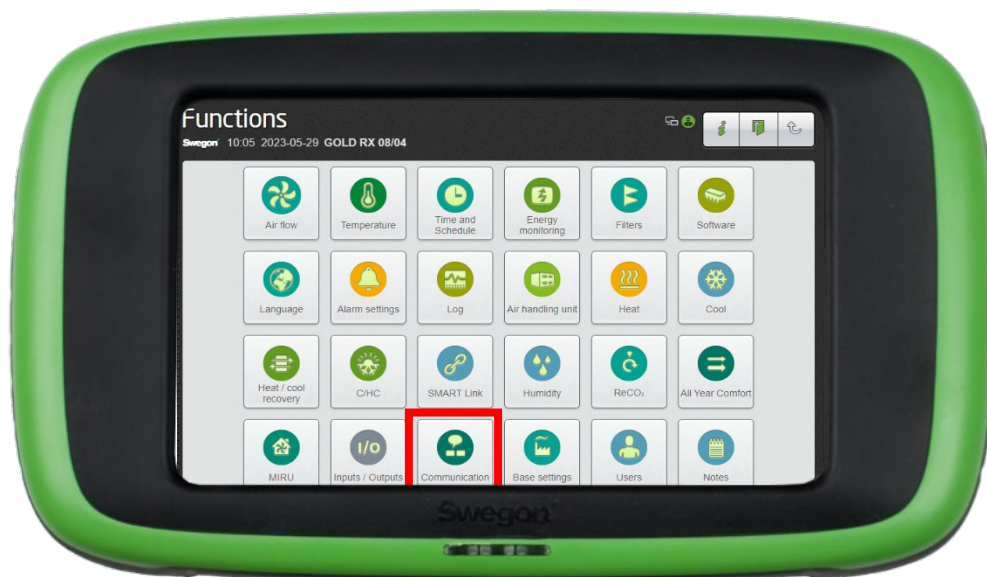




**Certificato installato?**

# Attivare Swegon INSIDE in HMI/Web

## Con il certificato installato



Assicurarsi che il numero di serie sia compilato.  
Attivare Swegon INSIDE.  
Se lo stato del certificato è "Certificato valido", è stato installato un certificato.

# Creare un account

## Con il certificato installato

- Vai alla [pagina web di Swegon](#)
  - Software → Prodotti connessi
- 1 Richiedi l'accesso al portale INSIDE
- 2 Compilare il modulo e fare clic su Invia

Get started!

1 →

1. Request access to INSIDE Portal	▼
2. Make your product INSIDE Ready (Retrofit only)	▼
3. Go to INSIDE Portal	▼

Get started!

1. Request access to INSIDE Portal

Enter details below to request a login.

If you already have an account and wish to add a new product or building, please contact [digitalservices@swegon.com](mailto:digitalservices@swegon.com)

**Account information**

Email (will be used as username)\*

First name\*

Last name\*

Company name\*

**Building and product information**

Choose product\*

Serial number of product\*


Building name\*

Building address\*

City\*

Country\*

Swegon needs the contact information you provide to contact you about the requested service. You may unsubscribe from these communications at anytime. For information on how to unsubscribe, as well as our privacy practices and commitment to protecting your privacy, check out our [Privacy Policy](#).

protected by reCAPTCHA  
Privacy - Terms 

SUBMIT

2 →

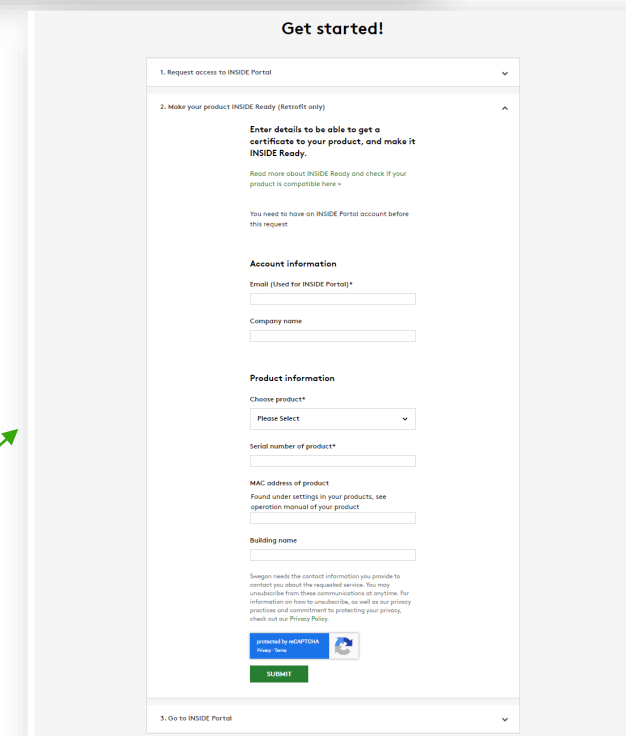
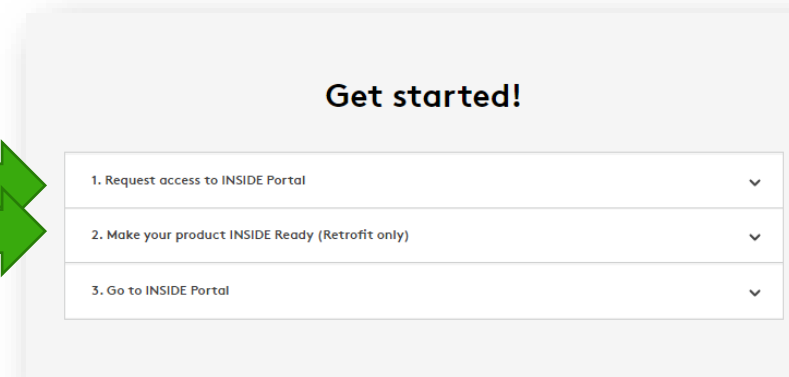
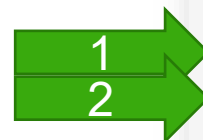


**Retrofit**



# Creare un account Retrofit

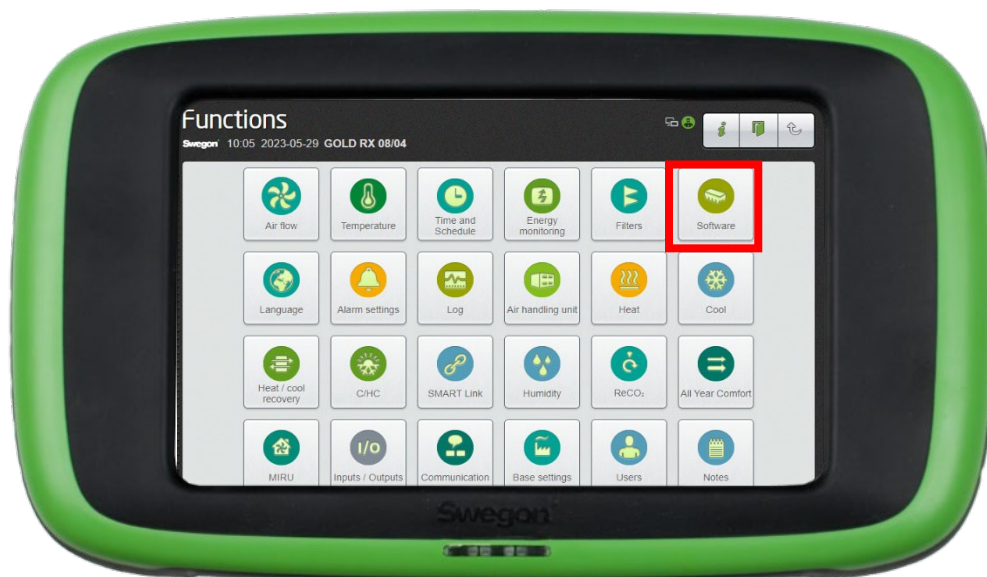

- Vai alla [pagina web di Swegon](#)
  - Software → Prodotti connessi
- 1 Richiedi l'accesso al portale INSIDE
  - Compilare il modulo e fare clic su Invia
- 2 Attivare il prodotto
  - Compilare il modulo per richiedere l'ID del certificato e il codice di attivazione, quindi fare clic su Invia.



Necessario solo per il retrofit


# Assicurarsi di avere SW 2.42 o successivo

## Retrofit

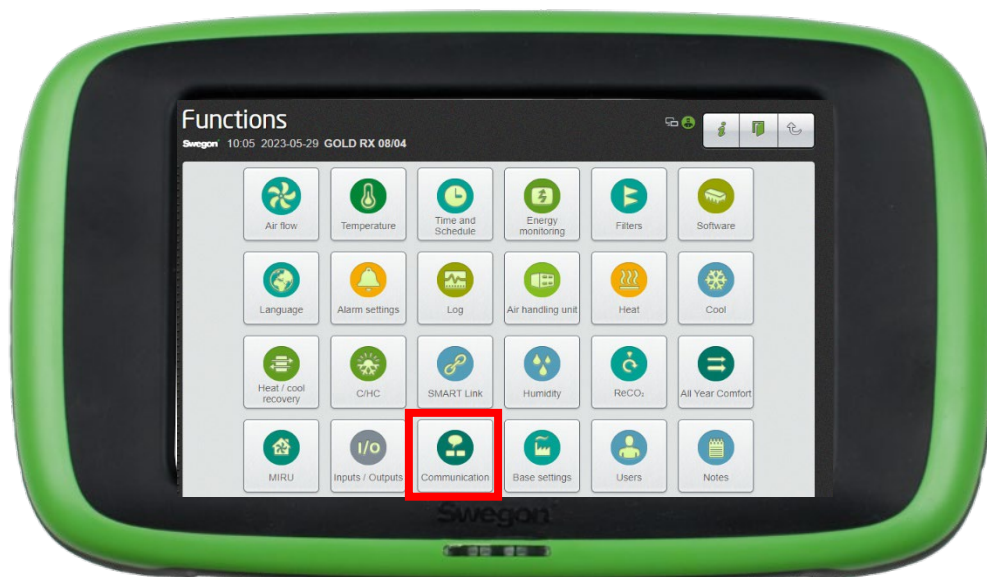


# Attivare Swegon INSIDE in HMI/Web

## Retrofit




Assicurarsi che il numero di serie sia fornito, quindi attivarlo.



# Attivare Swegon INSIDE in HMI/Web

## Retrofit



Digitare l'ID del certificato e il codice di attivazione dall'e-mail ricevuta al momento dell'attivazione del prodotto, quindi fare clic su Attiva.



# INSIDE Portal

La connessione delle unità GOLD al cloud Swegon INSIDE consente il monitoraggio remoto e i servizi digitali.

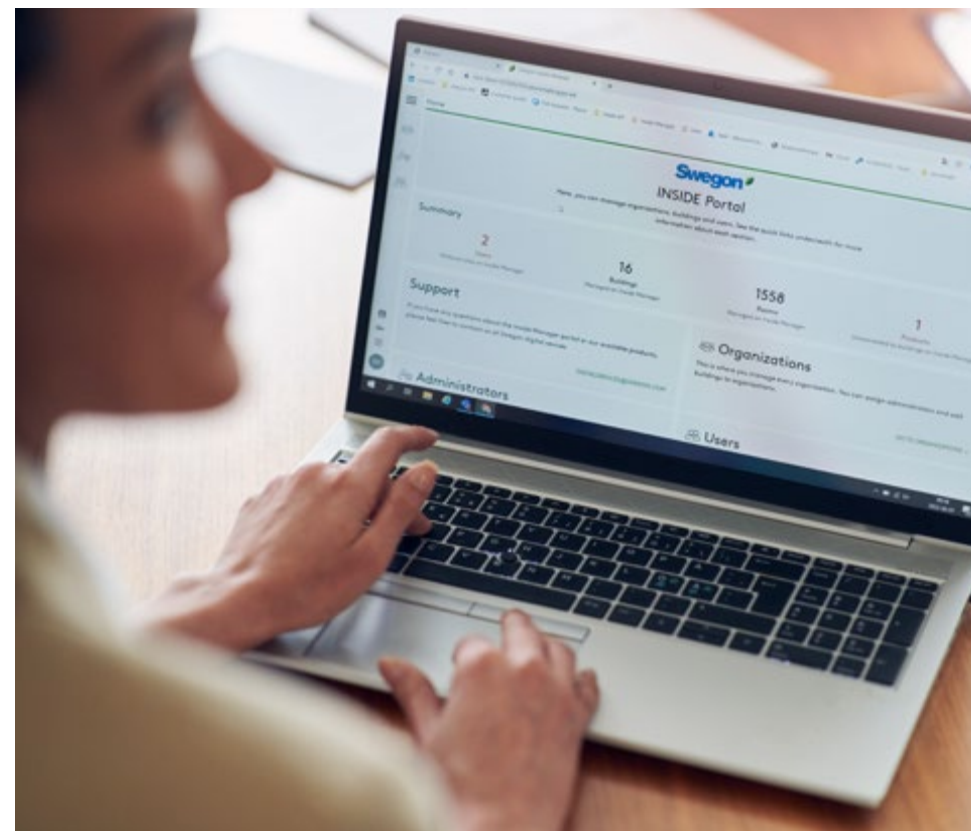


# INSIDE Portal

- L'hub per tutti i prodotti Swegon collegati.

Il portale INSIDE consente di:

- Monitoraggio dei parametri chiave
  - Stato del flusso d'aria, caduta di pressione, temperature, ecc.
  - Allarmi attivi
- Generare ed esportare rapporti sull'energia
- Ottenere informazioni di alto livello sulle prestazioni dell'UTA
- Attivate facilmente i servizi aggiuntivi che possono aumentare l'efficienza del vostro sistema.
- Invitate gli utenti del portale a condividere le informazioni e a delegare il livello di accesso.



Il INSIDE Portal è gratuito

# INSIDE Portal - Abbonamenti agli allarmi

Ricevere notifiche di allarme via e-mail dalle unità collegate

Home > Alarm subscriptions

My alarm subscriptions

Search for any keyword

DELETE SELECTED EDIT SELECTED + ADD ALARM SUBSCRIPTION

<input type="checkbox"/>	Product name	Notify at (severity)	Building name	City	Country	Product type	Organisation
<input type="checkbox"/>	Kv Målet 1, Umeå	A B	Swegon Umeå	Umeå	Sweden	SuperWISE	Swegon
<input type="checkbox"/>	Åbyhøj GOLD	A B	Swegon Åbyhøj	Åbyhøj	Denmark	GOLD	Swegon Denmark
<input type="checkbox"/>	Zeta Sky Hi R7 (R32)	A	Swegon Cantarana	Cantarana	Italy	BlueBox Chiller/Heatpump	Swegon
<input type="checkbox"/>	Titan Sky Hi R0 HP	A	Swegon Cantarana	Cantarana	Italy	BlueBox Chiller/Heatpump	Swegon
<input type="checkbox"/>	GEYSER Sky R0 (R290)	A	Swegon Cantarana	Cantarana	Italy	BlueBox Chiller/Heatpump	Swegon
<input type="checkbox"/>	Epsilon Sky Hi	A	Swegon Cantarana	Cantarana	Italy	BlueBox Epsilon SKY	Swegon
<input type="checkbox"/>	Boställsvägen 1 Örebro	A B T	Swegon Örebro	Örebro	Sweden	SuperWISE	Swegon
<input type="checkbox"/>	SWEGON BUREAU	A B T	Swegon France Lyon	Lyon	France	SuperWISE	Swegon
<input type="checkbox"/>	Zeta Rev	A	Swegon Cantarana	Cantarana	Italy	BlueBox Chiller/Heatpump	Swegon
<input type="checkbox"/>	TA/FA 73	A B T	Swegon Kvånum	Kvånum	Sweden	GOLD	Swegon
<input type="checkbox"/>	OPEN SPACE	A	Swegon Cantarana	Cantarana	Italy	GOLD	Swegon

# INSIDE - Abbonamenti agli allarmi

Selezionare gli allarmi di cui si desidera ricevere notifica via e-mail

The screenshot displays the 'Add alarm subscriptions' dialog box in the Swegon system. The dialog lists various alarm subscriptions with columns for Product name, Notify at (severity), Building name, City, Country, Product type, and Organisation. Each subscription has a set of checkboxes for selecting notification severity levels (A, B, T).

Product name	Notify at (severity)	Building name	City	Country	Product type	Organisation
Boställsvägen 1 Örebro	<input checked="" type="checkbox"/> A <input type="checkbox"/> B <input type="checkbox"/> T	Swegon Örebro	Örebro	Sweden	SuperWISE	Swegon
SWEGON BUREAU	<input checked="" type="checkbox"/> A <input type="checkbox"/> B <input type="checkbox"/> T	Swegon France Lyon	Lyon	France	SuperWISE	Swegon
TA/FA 73	<input checked="" type="checkbox"/> A <input type="checkbox"/> B <input type="checkbox"/> T	Swegon Kvänum	Kvänum	Sweden	GOLD	Swegon
Äbyhøj GOLD	<input checked="" type="checkbox"/> A <input type="checkbox"/> B <input type="checkbox"/> T	Swegon Äbyhøj	Äbyhøj	Denmark	GOLD	Swegon Denmark
Kv Målet 1, Umeå	<input checked="" type="checkbox"/> A <input type="checkbox"/> B <input type="checkbox"/> T	Swegon Umeå	Umeå	Sweden	SuperWISE	Swegon
TA 12	<input checked="" type="checkbox"/> A <input type="checkbox"/> B <input type="checkbox"/> T	Swegon Gothenburg	Gothenburg	Sweden	GOLD	Swegon
GOLD 2005646491	<input checked="" type="checkbox"/> A <input type="checkbox"/> B <input type="checkbox"/> T	Swegon Sundsvall	Sundsvall	Sweden	GOLD	Swegon
Swegon - Brandby	<input checked="" type="checkbox"/> A <input type="checkbox"/> B <input type="checkbox"/> T	Swegon Brandby	Brandby	Denmark	SuperWISE	Swegon Denmark
Swegon Malmö	<input checked="" type="checkbox"/> A <input type="checkbox"/> B <input type="checkbox"/> T	Swegon Malmö	Malmö	Sweden	SuperWISE	Swegon
Swegon Goteborg	<input checked="" type="checkbox"/> A <input type="checkbox"/> B <input type="checkbox"/> T	Swegon Gothenburg	Gothenburg	Sweden	SuperWISE	Swegon
LB03 Luleå	<input checked="" type="checkbox"/> A <input type="checkbox"/> B <input type="checkbox"/> T	Swegon Luleå	Luleå	Sweden	GOLD	Swegon
GOLD Umeå	<input checked="" type="checkbox"/> A <input type="checkbox"/> B <input type="checkbox"/> T	Swegon Umeå	Umeå	Sweden	GOLD	Swegon
Norrköping kontor	<input checked="" type="checkbox"/> A <input type="checkbox"/> B <input type="checkbox"/> T	Swegon Norrköping	Norrköping	Sweden	SuperWISE	Swegon

At the bottom of the dialog, there is a 'SUBMIT' button. In the background, the main interface shows 'My alarm subscriptions' with a search bar and a list of existing subscriptions like 'Zeta Sky Hi R7 (R32)', 'Titan Sky Hi R0 HP', etc.



# INSIDE Portal: Panoramica delle unità collegate

Panoramica completa di tutti gli edifici della vostra organizzazione

- Nome dell'edificio
- Posizione dell'edificio
- Numero di prodotti

Name	City	Country	Number of products	Role
Swegon Åbyhøj	Åbyhøj	Denmark	1	Organisation Admin
Swegon Borås	Borås	Sweden	2	Organisation Admin
Swegon Brøndby	Brøndby	Denmark	2	Organisation Admin
Swegon Cantarana	Cantarana	Italy	6	Organisation Admin
Swegon France Lyon	Lyon	France	2	Organisation Admin
Swegon Gembloux	Gembloux	Belgium	1	Organisation Admin
Swegon Gothenburg	Gothenburg	Sweden	4	Organisation Admin
Swegon Kvänum	Kvänum	Sweden	4	Organisation Admin
Swegon Kvänum Testcenter	Kvänum	Sweden	2	Organisation Admin
Swegon Luleå	Luleå	Sweden	2	Organisation Admin
Swegon Malmö	Malmö	Sweden	1	Organisation Admin
Swegon Norrköping	Norrköping	Sweden	1	Organisation Admin
Swegon Örebro	Örebro	Sweden	1	Organisation Admin
Swegon Stockholm	Stockholm	Sweden	1	Organisation Admin
Swegon Sundsvall	Sundsvall	Sweden	1	Organisation Admin
Swegon Tomelilla	Tomelilla	Sweden	1	Organisation Admin
Swegon Umeå	Umeå	Sweden	2	Organisation Admin

Rows per page: 100 1-17 of 17

# INSIDE Portal: Panoramica delle unità collegate



Home > buildings > Swegon Kvänum

← GO BACK

## Swegon Kvänum

Kvänum, Sweden  
Latitude: 58.2980300699508  
Longitude: 13.189557

### Products

Search (name, serial number) 🔍

Name	Product type	Building	Serial number	Software version	Active alarm	Connected
Kvänum Tellus, Casa	GOLD	Swegon Kvänum	G00403364	2.42		●
Swegon Kvänum	WISE	Swegon Kvänum	6V5M1U5CIUTPHT38WDXD	1.160.1		●
TA/FA 37	GOLD	Swegon Kvänum	G320716	2.42		●

Rows per page: 10 ▾ 1-3 of 3 < >

### Rooms

### Building administrators

FR

Panoramica completa dei prodotti Swegon in ogni edificio

- Posizione
- Versione software
- Allarmi attivi
- Stato della connettività

# INSIDE Portal: Monitoraggio delle prestazioni

← GO BACK EDIT NAME

## GOLD RXHC 12

Connected ●  
Software version: 2.42  
Serial number: 2006392391

### Information

**AHU status**

AHU status Damper switch off delay

**Supply air**

Supply air 15.9 °C

Supply air flow 803.0 l/s

Supply air fan power consumption 0.6 kW

Supply air duct pressure 112.5 Pa

**Supply filter**

Supply air internal filter 106.7 Pa

Supply air internal filter alarm 0.0 Pa

**Extract air**

Extract air 23.0 °C

Extract air flow 800.0 l/s

Extract air duct pressure 109.3 Pa

Extract air fan power consumption 0.5 kW

**Extract filter**

Extract air internal filter 66.5 Pa

### Monitor:

- Stato di funzionamento
- Parametri chiave
- Dati energetici
- Allarmi

*In diretta, in tempo reale...*

Temperature

°C

°F

Pressure

Pa

psi

in.wc

Airflow

l/s

cfm

m<sup>3</sup>/s

m<sup>3</sup>/h

# INSIDE Portal: Monitoraggio delle prestazioni

Energy	
Cool power recovery	0.0 kW
Specific fan power	1.4 kW/m <sup>3</sup> /s
Temperature efficiency	0.0 %
Heat power recovery	0.0 kW
Temperature efficiency	0.0 %
Heat exchange motor energy consumption since unit installation	0.2 MWh
Heat energy consumption since unit installation	12.0 MWh
Total Heat Cool energy consumption since unit installation	16.1 MWh
Total energy recovery since unit installation	59.6 MWh
Total air fan energy consumption since unit installation	8.4 MWh
Supply air fan energy consumption	1.3 MWh
Heat energy recovery since unit installation	59.2 MWh
Supply air fan energy consumption since unit installation	4.2 MWh
Extract air fan energy consumption	1.2 MWh
Total AHU energy consumption since unit installation	8.6 MWh
Heat exchange motor power consumption	0.0 kW
Extract air fan energy consumption since unit installation	4.2 MWh
Cool energy recovery since unit installation	0.5 MWh
Total AHU energy consumption	2.6 MWh
Heat exchange motor energy consumption	0.0 MWh
Cool energy consumption since unit installation	4.1 MWh
Alarms	
Alarm priority A triggered	0
Alarm priority B triggered	0

Informazioni dettagliate sugli allarmi attivi

Alarms	
Name	Raised at
Info 98:7 Extract air air handling unit filter calibration not performed	2023-07-19 07:24
Info 98:5 Supply air air handling unit filter calibration not performed	2023-07-19 07:24

Rows per page: 100 1-2 of 2

# INSIDE Portal: Rapporto sull'energia



Home > buildings > Swegon Kvänum > Product: Kvänum Tellus, Casa

Connected ●  
Software version: 2.42  
Serial number: G00403364

### Information

### Reports

CREATE REPORT   DOWNLOAD REPORT ↓   DELETE REPORT(S)

Created	Status	From	To
<input checked="" type="checkbox"/> 2023-05-29 08:10	Completed	2023-05-01	2023-05-29
<input type="checkbox"/> 2023-05-10 07:54	Completed	2023-04-01	2023-05-02
<input type="checkbox"/> 2023-04-13 08:04	Completed	2023-03-17	2023-04-13
<input type="checkbox"/> 2023-04-11 13:48	Completed	2023-04-05	2023-04-10
<input type="checkbox"/> 2023-04-07 17:56	Completed	2023-03-16	2023-04-07
<input type="checkbox"/> 2023-03-27 10:17	Completed	2023-03-20	2023-03-27
<input type="checkbox"/> 2023-03-14 10:03	Completed	2023-03-06	2023-03-13

1 row selected   Rows per page: 10 ▾   1-7 of 7 < >

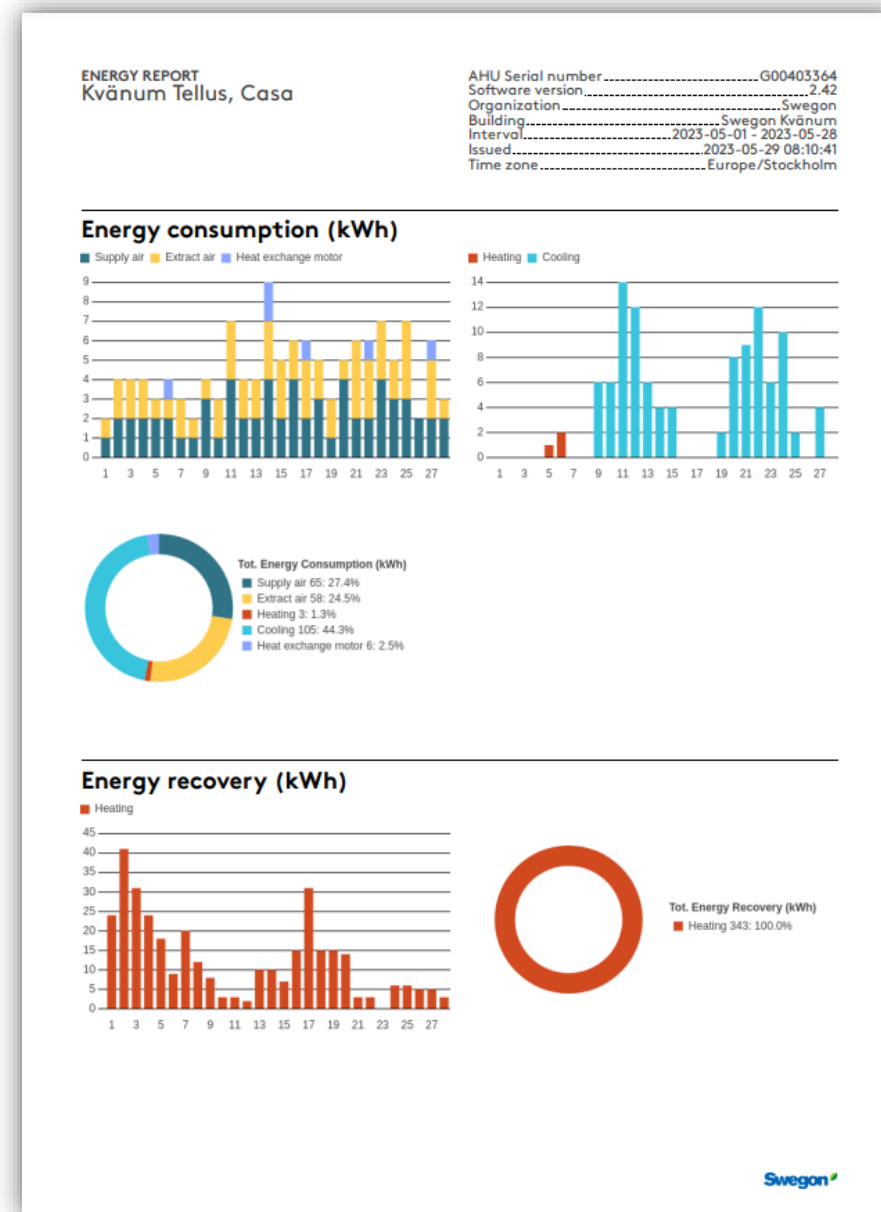
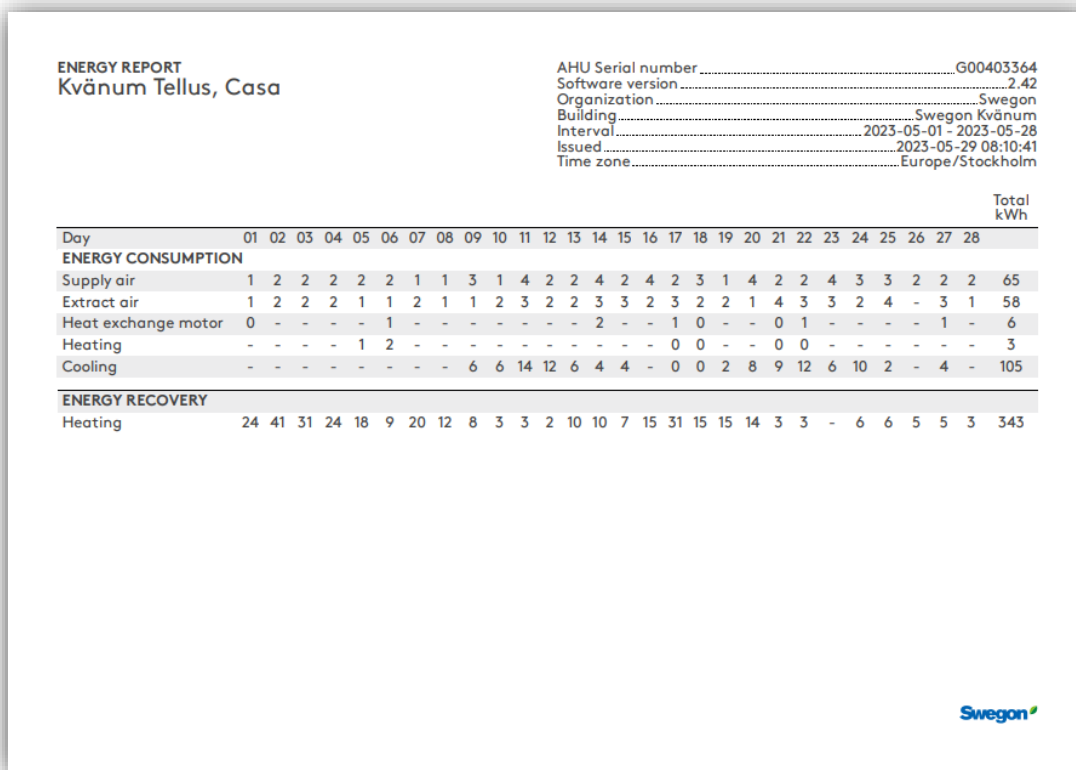
### Uploads

Generare rapporti energetici sulle unità collegate è facile e veloce.

# Rapporto sull'energia

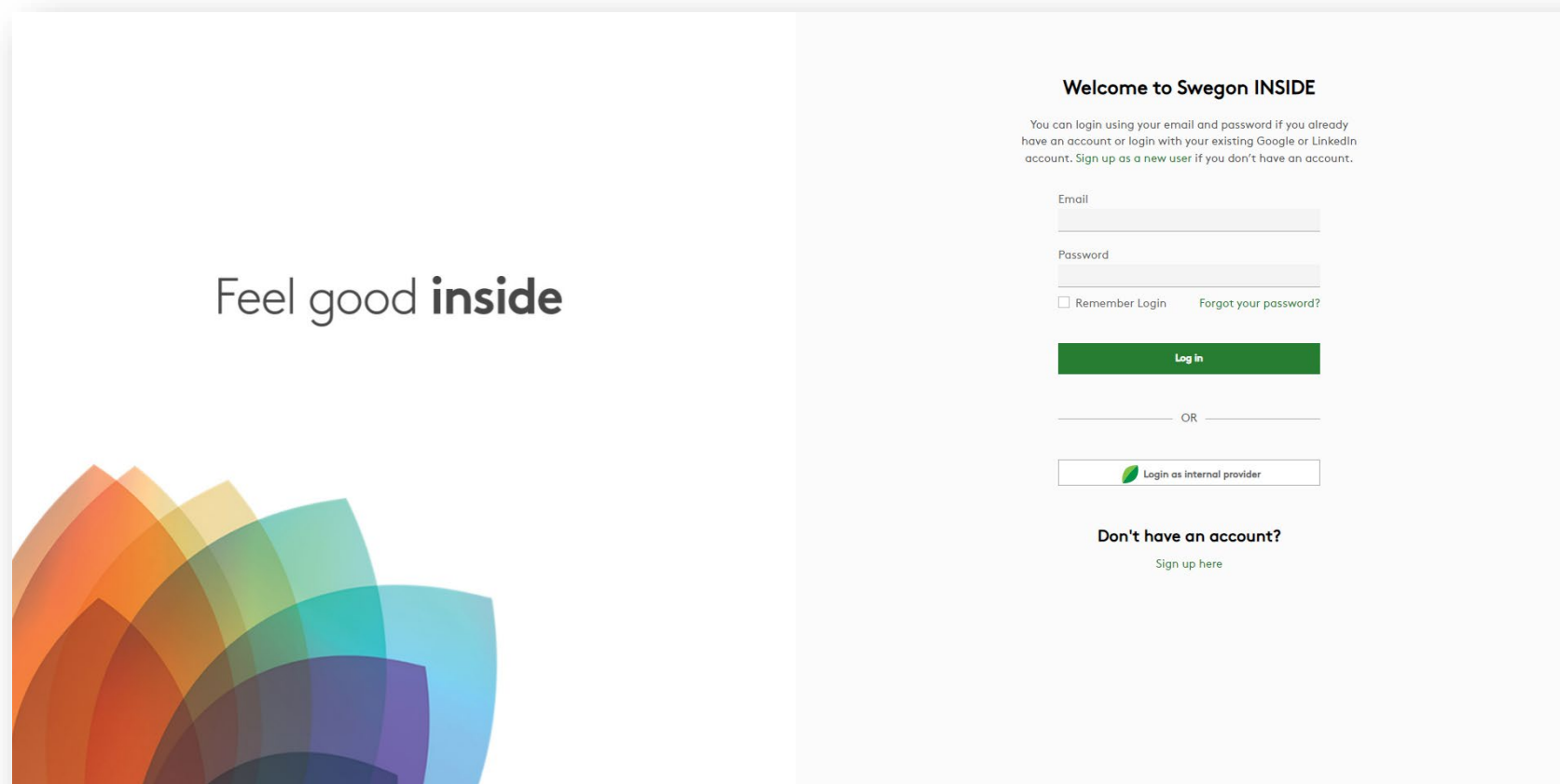
## Analizzare le prestazioni

Generare rapporti sull'energia utilizzando l'intervallo di tempo e il livello di dettaglio preferiti.



# Portale INSIDE: Accesso


Accedere al portale INSIDE: <https://inside.swegon.com/>



The screenshot shows the login interface for the Swegon INSIDE portal. On the left side, there is a decorative graphic of overlapping semi-circles in various colors (orange, yellow, green, blue, purple) and the text "Feel good **inside**". The right side contains the login form with the following elements:

- Welcome to Swegon INSIDE**
- Text: "You can login using your email and password if you already have an account or login with your existing Google or LinkedIn account. Sign up as a new user if you don't have an account."
- Email** input field
- Password** input field
- Remember Login    [Forgot your password?](#)
- Log In** button (green)
- OR separator
- button (with a small green leaf icon)
- Don't have an account?**
- [Sign up here](#) link

# Diversi modi per monitorare l'ORO



*Router 4G  
Connessione Ethernet*



## Swegon INSIDE

- Portal (gratuito)
- Servizi aggiuntivi a pagamento



*Router Swegon Connect*



## Swegon Connect

- Accesso alla pagina web interna di GOLD



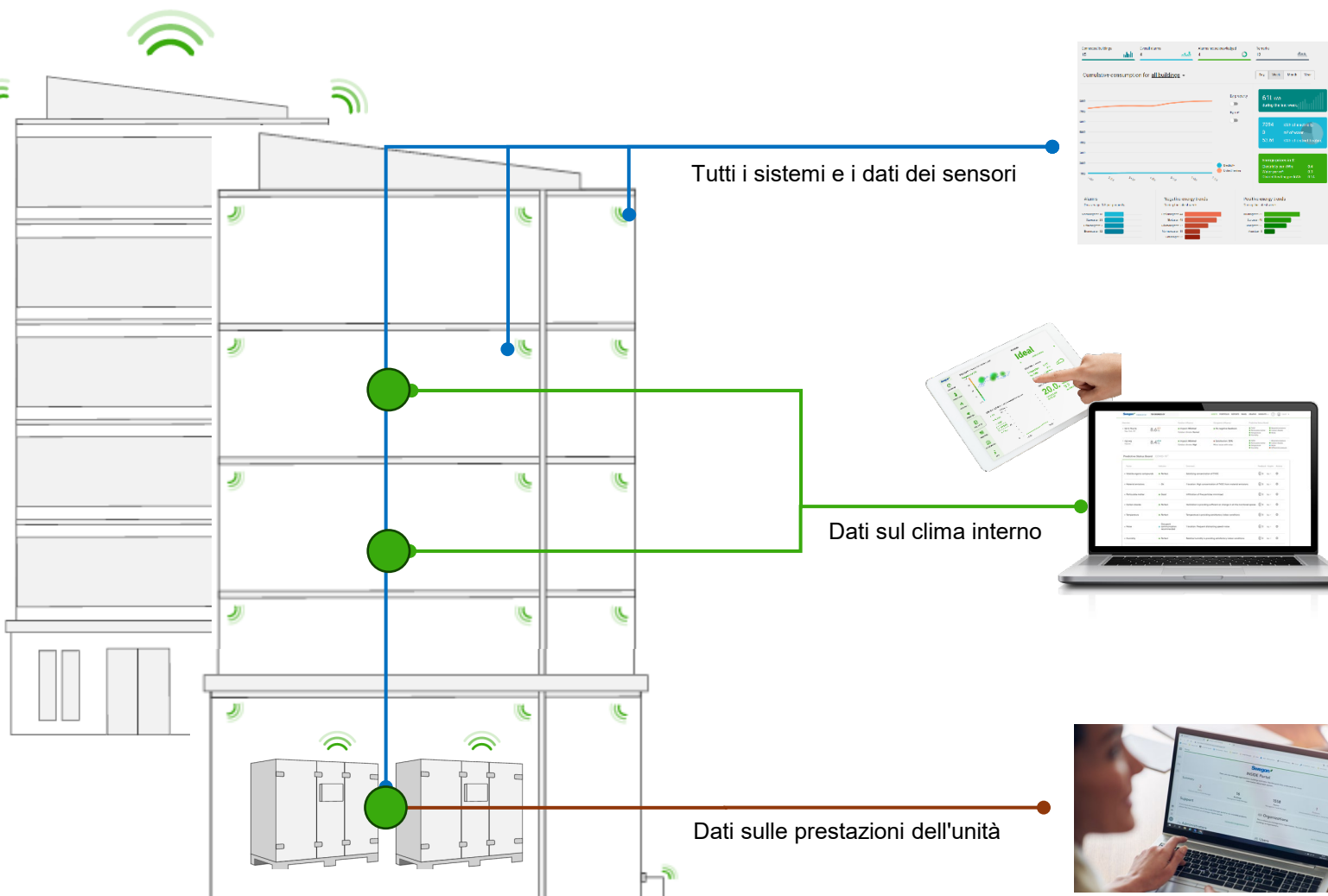
## Presso l'unità

- HMI
- Accesso diretto alla pagina web interna GOLD tramite accesspoint WiFi (fornito di serie)





# Servizi digitali



## INSIDE Director

Combinazione di funzionalità BMS e EMS per un parco edifici completo.

## INSIDE Analytics & Visualiser

Analisi e visualizzazione del clima interno.

## INSIDE Portal

Monitoraggio a distanza dei parametri chiave dell'UTA, degli allarmi attivi e del consumo energetico.

**Swegon** 





Feel good **inside**